

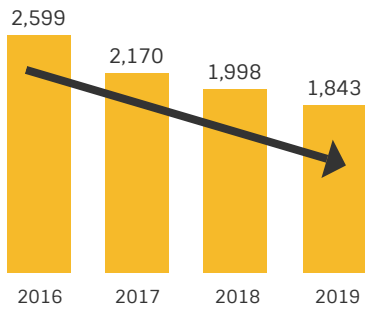
# Eastern PA Continuum of Care

The Point-in-Time (PIT) Count is a measure of the number of people counted as experiencing homelessness on a single night in January each year, providing a "snapshot" of homelessness from year to year.

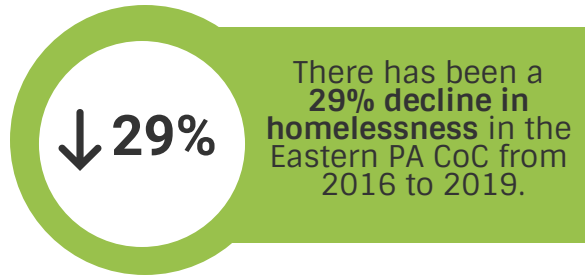
## 2019 Point-in-Time Count

# 1,843

People were identified as experiencing homelessness in the Eastern PA Continuum of Care on January 23, 2019.



PIT Count Total Homelessness  
2016-2019



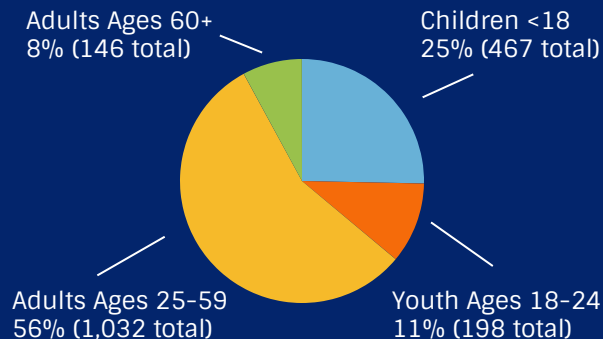
### Housing Inventory



75% increase in Rapid Rehousing beds from 2018 to 2019 (+537 beds).

6% increase in overall year-round beds for people experiencing homelessness from 2018 to 2019. (+239 beds).

## Homelessness By Age



## Subpopulations

### Veterans



71 people

36% decrease since 2016

### Chronically Homeless



142 people

11% decrease since 2016

### Families

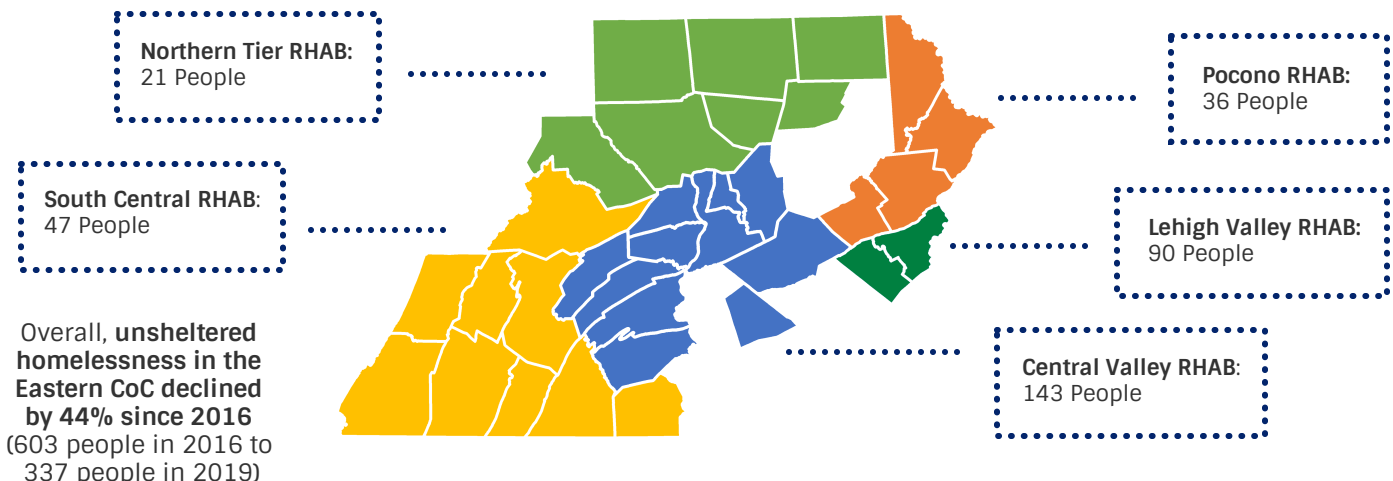


760 people in families

460 children and 300 adults

37% decrease since 2016

## Unsheltered Homelessness by RHAB (Regional Housing Advisory Board)




TO LEARN MORE: [www.pennsylvaniacoc.org](http://www.pennsylvaniacoc.org)




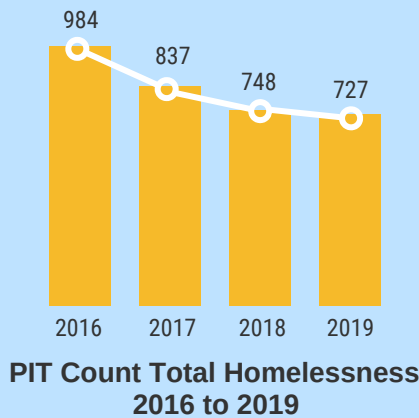
# Western PA Continuum of Care 2019 Point-in-Time Count

The Point-in-Time (PIT) Count is a measure of the number of people counted as experiencing homelessness on a single night in January each year, providing a "snapshot" of homelessness from year to year.

**727** people were identified as experiencing homelessness in the Western PA Continuum of Care on January 23, 2019.



There has been a **26% decline in homelessness** in the Western PA CoC from 2016 to 2019.




## Housing Inventory

**9% increase in Rapid Rehousing beds** from 2018 to 2019 (+45 beds).

**6% increase in overall year-round beds** for people experiencing homelessness (+159 beds).

## Homelessness By Age



- Children Under 18 (160 total)
- Youth 18-24 (54 total)
- Adults Ages 25-59 (455 total)
- Adults Ages 60+ (58 total)

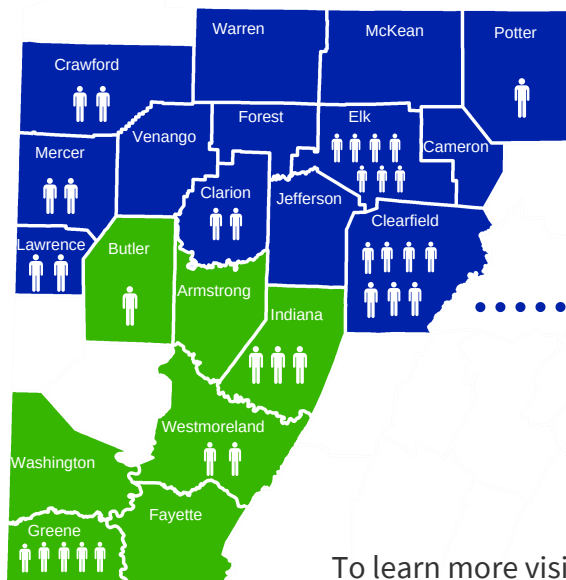
## Subpopulations

- **Veterans:** 88 people (26% decrease since 2016)
- **Families:** 263 people in families > 154 children and 109 adults (37% decrease since 2016)
- **Chronically homeless:** 17 people (47% decrease since 2016)

## Unsheltered Homelessness by County

Overall, unsheltered homelessness in the Western CoC declined by **51% since 2016** (69 people in 2016 and 34 people in 2019).

**Southwest RHAB**  
11 people



RHAB= Regional Housing Advisory Board

**Northwest RHAB**  
23 people

To learn more visit: [www.pennsylvaniacoc.org](http://www.pennsylvaniacoc.org)