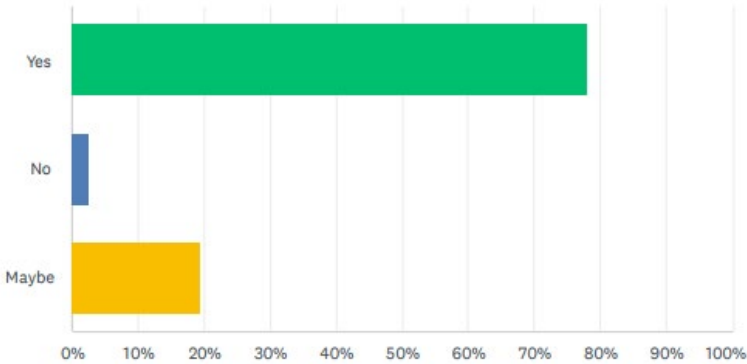


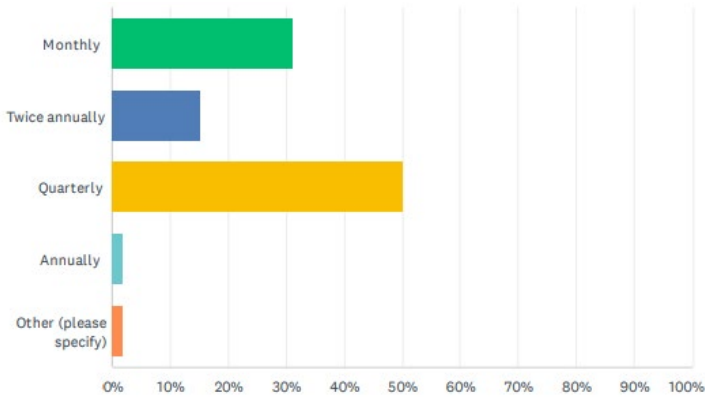
## Virtual Peer Network Group (VNP) and Social Media Platform Results

**Q1. In which county is your property(s) located?** A total of 114 survey responses was received, collectively representing all PA regions based on individual counties.

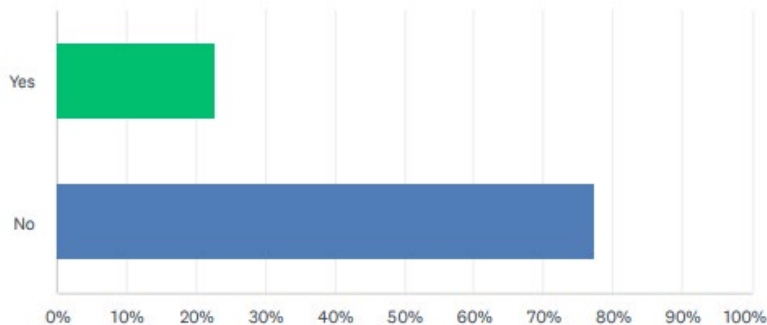
**Q2. Would you be interested in attending Supportive Services Virtual Peer Network Group meetings held within your region?** 80% shared interest to move the program forward.



**Q3. If You Answered Yes above, how often would you be interested in attending?** 50% shared interest to attend the Virtual Peer Network Group meetings quarterly.

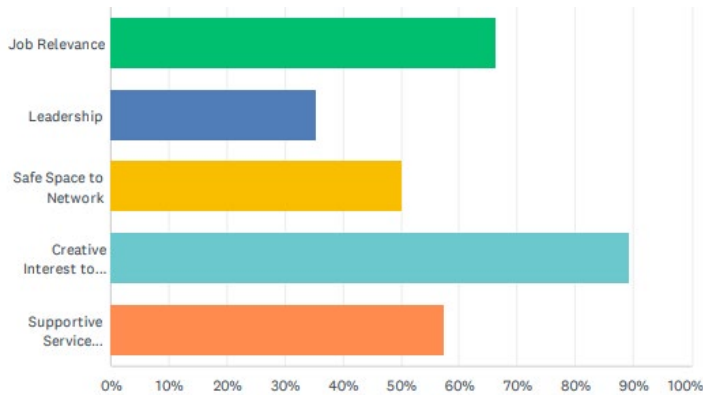


**Q4. Would you be interested in hosting and coordinating the Supportive Services Virtual Peer Network Group meetings for your region?** 78% of NO responses came in higher than 23% Yes responses.



**Q5. If you answered yes above, please comment with the following: Name, Organization, Title, Property Address, County, Email and Telephone.** 29 leads are interested in hosting and coordinating the Supportive Services Virtual Peer Network Group meetings for the following counties: Lackawana (+), Luzerne, Bucks (+), Lycoming, Philadelphia (+), Berks, Erie, Mercer, Lancaster (+), Montgomery (+), Alleghany, Chester, Centre (+), York, Northumberland, Clinton, Westmoreland, Adams, Franklin (+), Cumberland, and Lehigh. (+) means 1 or more survey participants showed interest for a specific county.

**Q6. Which factors most influence your decision to attend the Supportive Services Virtual Network Group meetings? Please select all that apply.** 89% factored creative interest to share resources, content, and trending topics of interest.



**Q7. Which social media platform do you most frequent to search for professional related resources, content, and connections?** 54% most frequent Facebook

